


# St Mark's Primary School

Year 2 Key Messages

Tuesday 28<sup>th</sup> September



- Please mute your microphones
- Feel free to turn your camera off
- The meeting will start shortly



# THE YEAR 2 TEAM

## Teachers

Mrs Rosso  
(Head of Year)

Miss Burgess

Mrs  
Brackenridge &  
Mrs Tickle

Other adults who  
support in Year 2:

Miss Weller-Evans

Mrs Nicholls

Mrs Dobell

Mrs Brinton

Miss Wheeler

Mrs Cullen



Together  
MAY WE GIVE  
our children  
the roots  
to grow  
AND THE  
wings  
to fly



# Year 2 Projects

## Autumn 1 – Beauty Inside and Out

Key Vocabulary	
<b>materials</b>	<b>Materials</b> are what objects are made from.
<b>suitability</b>	<b>Suitability</b> means having the <b>properties</b> which are right for a specific purpose.
<b>properties</b>	This is what a <b>material</b> is like and how it behaves (soft, stretchy, waterproof).

Key Vocabulary	
<b>local area</b>	The area around where you live.
<b>map</b>	A drawing of an area shown from above.
<b>distance</b>	How far away something is.
<b>aerial view (bird's eye view)</b>	What somewhere would look like from above, looking down.
<b>fieldwork</b>	Working outside to collect information.
<b>route</b>	How you get to somewhere.

**Squash** an object by pushing both hands together.

**Bend** an object by grabbing both ends of the object and bringing the ends inwards together.

**Twist** an object by turning your hands in opposite directions.

**Stretch** an object by pulling your hands slowly and gently apart.

**Aerial Photograph**

A photograph taken from above looking down.

**Aerial Plan**

A drawing of what a place looks like from above.

**Map of UK**





**Street Map**

**Key Knowledge**  
**Properties of Materials**

wood: hard, stiff, strong, opaque, can be carved into any shape.	glass: waterproof, transparent, hard, smooth.
plastic: waterproof, strong, can be made to be flexible or stiff, smooth or rough.	metal: strong, hard, easy to wash.
paper: lightweight, flexible.	cardboard: strong, light, stiff.
fabric: soft, flexible, hard-wearing, can be stretchy, warm, absorbent.	rubber: hard-wearing, elastic, flexible, strong.



# READING EXPECTATIONS YEAR 2



By the end of Year 2 children need to be able to read fluently and understand a range of books.

## To do this:

- They need to decode with increasing confidence.
- Understand a range of vocabulary.
- Discuss characters, events and facts they have read.



# HOW YOU CAN HELP YOUR CHILD WITH READING?

- Read everyday (15 mins)
- Share books and talk about books

Did you know a child who reads for 1 minute a day learns 8,000 new words in a school year.

A child who reads for 20 minutes a day learns 1,800,000 words!

THERE ARE MANY LITTLE WAYS TO  
ENLARGE YOUR CHILD'S WORLD.

LOVE OF BOOKS  
IS THE BEST OF ALL.

- JACQUELINE KENNEDY

**The more that you read,  
The more things you will know.  
The more that you learn,  
The more places you'll go.**  
-Dr. Seuss



- Phonics 4 x per week
- RWI books home
- Oxford Reading Tree RWI Online
- Bug Club
- Reading Challenge
- Will complete phonics screening in November

# YEAR 2 WRITING EXPECTATIONS



- Writing coherently for a range of purposes
- **Accurate spelling-** key words, spelling rules and then phonetically plausible for trickier words
- **Accurate punctuation-** capital letters and full

Soon a crab found it and ate it by a rock pool. It started to rain <sup>heavily</sup> and the crab dropped it and someone was walking by the rock pool. The boy stepped on the ice cream and now there was a big black spot. Squidgy mark. Well I can't eat it now it's disgusting.

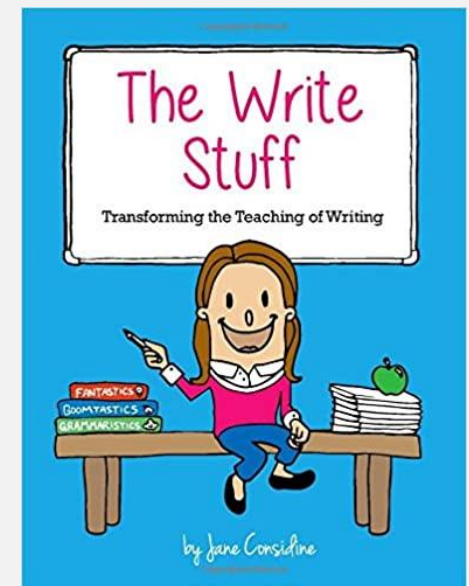

Dear Diary,  
As I walked to school this morning everything seemed quite strange. One side was the boys and on the other side was the girls. Mrs. Brown's voice was more strict than usual. The first thing he did was the register.





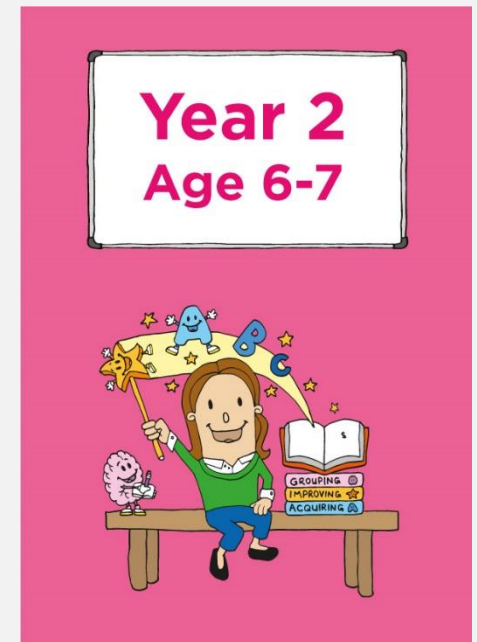
# THE WRITE STUFF

- **New approach** introduced last year
- Heavily focussed on **modelling**
- **Widens vocabulary**
- **Develops writing for purpose** and awareness of the reader
- **Develops planning and editing skills**



# SPELLING

- **New approach to spelling** linked to The Write Stuff
- **Much more investigative**
- We won't have a weekly spelling test
- Children will have exposure to different spellings and will be **encouraged to identify the patterns or the tricky part** of each spelling



# HOW CAN YOU HELP YOUR CHILD WITH WRITING?

- **Read everyday** (This supports vocabulary, spelling and writing!)
- **Explore spelling-** spot patterns as you read and write
- Encourage them to take **pride** in their writing
- **Correct** children with key word spellings and encourage them to use their phonic knowledge



# YEAR 2 MATHS EXPECTATIONS

## Core skills include:

- To be confident to add and subtract numbers within 100
- To know 2, 5 and 10 times tables and related division facts
- To apply their knowledge to problems and use reasoning



## HOW CAN YOU HELP YOUR CHILD WITH MATHS?

- Count everyday (in ones, twos, fives, and tens- forwards and backwards)
- Practise number bonds to 10, 20 and 100
- Practise 2, 5 and 10 times tables

(Learn to tell the time- to the nearest quarter hour)

# HOMework

## *Reading challenge*

- -At least 4 nights per week but most nights would be great!
- -Can include Online RWI or Bug Club

## *Maths*

Counting (most nights)

Numbots /ttRockstars



# EXPECTATIONS

## *Spelling*

- Spellings issued on Google Classroom every two weeks (also available on Spelling Shed)



# REMINDERS

- Please continue to encourage your children to organise themselves in the morning
- Please ensure reading folders come into school each day
- Library Books need to come in on a Monday
- RWI books are issued on a Monday and need to be returned on a Friday
- P.E.- 2B Monday, 2BT & 2R Wednesday



Independence & Responsibility





Any questions?

Thank you for listening.

[Year2@stmarksce.org.uk](mailto:Year2@stmarksce.org.uk)

